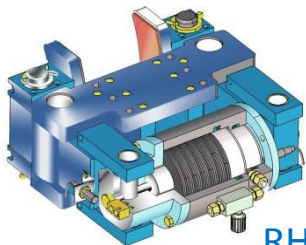





RPS

RPS type storm brakes are spring applied, hydraulically released, static storm brakes, using a hardened steel shoe to transfer the push-down force onto the rail head.




RHI

RHI type storm brakes are spring applied, hydraulically released dynamic wheel brakes, using sinter linings to transfer the clamping force on the wheel flanges



RHI-FC

RHI-FC type storm brakes are spring applied, hydraulically released dynamic wheel brakes, using sinter linings to transfer the clamping force on the wheel flanges, allowing +/- 10 mm axial wheel float.



RTCB

RTCB type storm brakes are bi-directionally self-blocking electrohydraulic thruster released static storm brakes, using a hardened steel shoe to transfer the push-down force onto the rail head. Uni-directional version type RKB available.